


Revolutionary Minds: Uncovering the Legacy of the Scientific Revolution



You are Cordially Invited

to the Revolutionary Minds Society

Learning Objectives

- Evaluate the validity, reliability, and credibility of sources when researching an issue or event
- Define and evaluate how technology and ideas have shaped world history
- Integrate evidence from multiple relevant historical sources and interpretations into a reasoned argument about the past and its relationship to the present.

At the end of
your first
mission, you will
be able to



Pre-Assessment

Mission Credibility

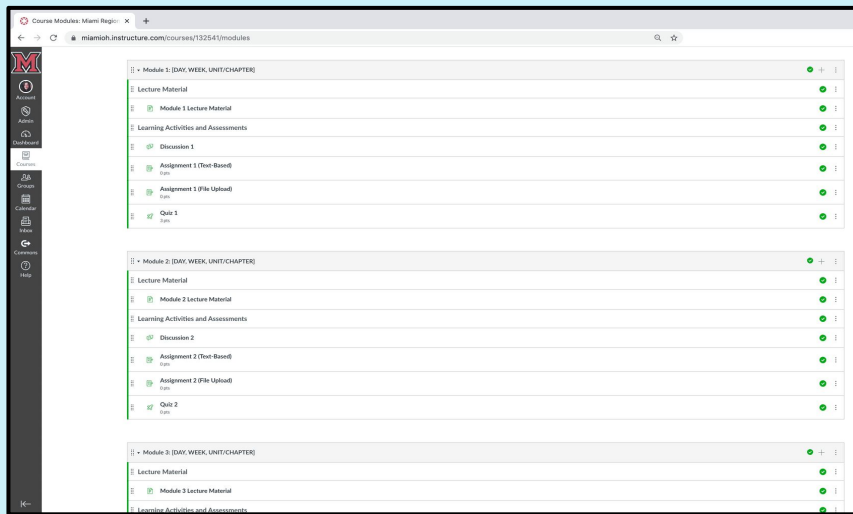
Example Sources

- **Source 1:** An authentic primary source (e.g., Galileo's "Sidereus Nuncius").
- **Source 2:** An excerpt from modern biography of Galileo
- **Source 3:** A Social media post from Facebook

"Ah, wunderbar! Your ranking of Newton's *Principia* as highly reliable shows excellent judgment!"

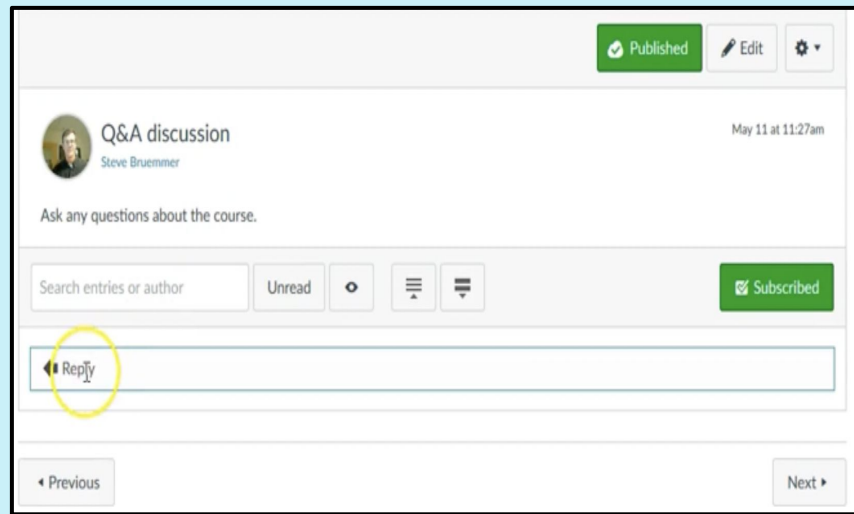


Structure and Flow



Structure

The modules will act as scaffold while students develop the skills necessary to answer the compelling question: “How do ideas and innovations influence the way people the world and their place within it?”



Flow

Just as the Scientific Revolution ushered in a new way of questioning the world, this discussion activity encourages students to explore analyze and reflect critically.

Extension Activity

Tech Talk: “ How Inventions Changed Their World (and Ours).”

Students will connect with family members or older community members to learn about inventions that shaped their lives. This activity helps students understand how new ideas and technology have influenced society across generations.



Feedback

Peer Review

The screenshot shows the 'Peer Review Assignment' page. On the left is a sidebar with icons for Home, Assignments, Outcomes, Tools, Groups, People, Virtual, Collaborations, Chat, Office 365, Google Drive, Office 365, Files, and Groups. The main content area has a header 'Peer Review Assignment' with a 'Re-submit assignment' button. Below this, it shows 'Due: Friday 11:59pm', 'Points: 100', 'Submitted: 0 files', 'Attempts: 1', 'Allowed Attempts: 1', and 'Available: after Nov 18 at 12pm'. A 'Show Rubric' button is in the top right corner.

Teacher Feedback

The screenshot shows the 'Teacher Feedback' page. At the top right is a 'Show Rubric' button. Below the header, the text 'CS' is visible. A 'Re-submit Assignment' button is in the top right corner. The main content area shows a feedback comment: 'This is a good attempt at responding to the task description. Well done.' followed by 'Ian Stevenson , May 15 at 20:39'. Below the comment is a text input field for 'Add a Comment:'. At the bottom right are buttons for 'Media Comment', 'Attach File', and 'Save'. A red circle highlights the 'View Feedback' link in the top right corner.

Open Communication

Keeping Families and Guardians Informed



Sample Announcement

James Whalley

All Sections

Here is a sample announcement.

Search entries or author

Unread

↩ Reply

O

James Whalley

12:41pm

Here is a reply to a sample announcement.

↩ Reply