

Objectives to get you on road

Ways to build learning objectives for
your learning outcomes

My prototype is for beginning instructional designers to decide what would be a good model to use as they build their objectives. The goal is to help beginners interact with different models of building objectives so that they ultimately are able to see how they can build each model of objective and make a decision on which model best suits they're teaching style. Throughout the course they will have interacted with three different objective models that are extremely popular. Each model will feature a bit of history and information on that particular style of objective links to helpful videos or articles. A interactive activity to help replicate building an objective using that objective style and concluding with the learner practice and experienced 3 major objective model to help them as they begin their journey as new instructional designer.

Table of Contents

Introduction to Writing Learning Objectives

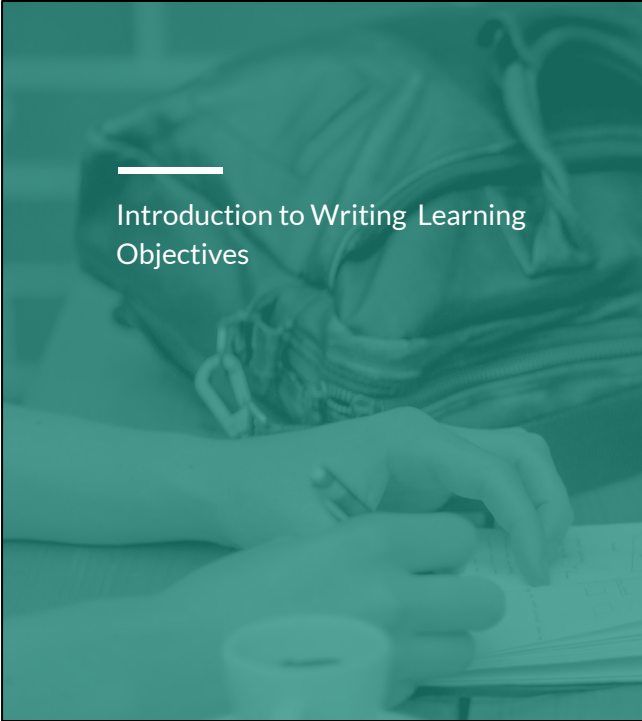
Model for Objectives

ABCD Learning Objectives Model

The SMART Model

The table contents will consist of a brief summary of each module and what each module will include.

Add from recommendations: Learners will navigate the modules similar to how we have modules set up in Canvas. Each part have the title and topic of the section and flow through depending on topic. So for the Introduction to writing learning objectives It will be a brief history about the importance of writing learning objectives an overview of the objectives that we are focusing on and flow into helping the learners see what's coming next. As for the three different objective models it will start with history about that type of objective why we need those learning objectives and the benefits of that learning objectives what makes the learning objective effective and end with practicing that particular objective.



Introduction to Writing Learning Objectives

Module 1

- Bloom's Taxonomy of Cognitive Development
- Why we need learning objectives
- Benefits of learning objectives
- What makes for effective learning objectives

Module one will most likely include 2 to 3 slides or sections with each of the bullet points above to help lead learners into understanding objectives so that they can become prepared for their first model

Hoping to make each bullet point a hyperlink that will take learners to that section

Revision I want to make it similar to canvas module so each bullet above will be it own link and within will have resources from videos, articulates and formatted layouts to help learners become knowledgeable about objectives as a whole.

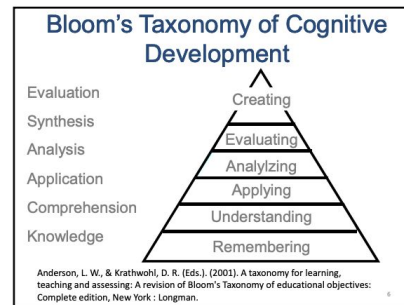
Layout

Learning Objectives

In 1948 a group of educators began classifying educational goals and objectives

Bloom's Taxonomy of the Cognitive Domain was completed in 1956

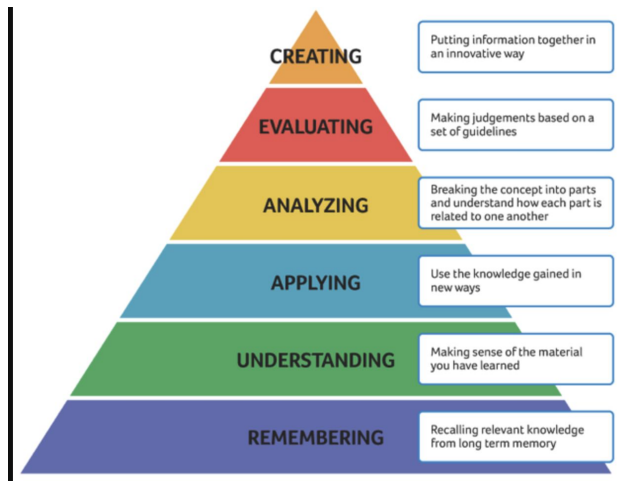
Copyright © 2008 Steven Zerwas



Added slide Module 1 first section will have a short intro to learning objectives starting with image and text

Layout

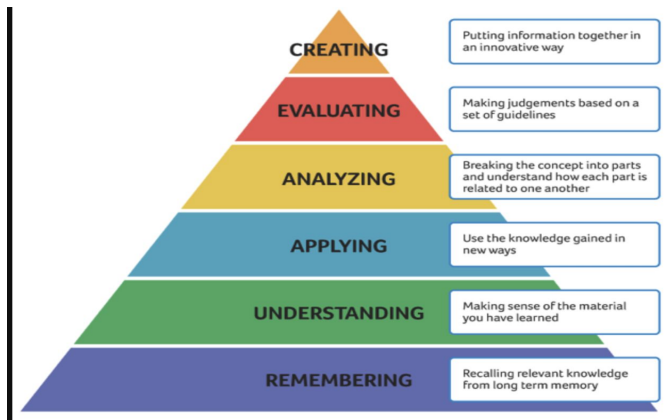
Brief description of each layer



Added slide continuing into the important parts of cognitive development that have been used to move Learning objectives forward

Without using more slides the next section will move along with talking about Learning objectives history a bit more and move into the Video slide where they will learn more about how to write a learning objective.

Module 1 Test knowledge



Please match the phrase
with the correct
classification

Revision to conclusion slide it was suggest for me to show more of how learners will be assessed. I want to form a test slide for each of the different areas covered.

For example utilizing the Blooms Taxonomy & Associated action verbs have students match each of the phrases with the correct classification given

I will conclude Module 1 with overview of what was learn and a link to article about learning objectives to help round out what was learned through out the Module instead of having a conclusion slide with testing the testing will be done throughout each section



Model for Objectives

ABCD Learning Objectives Model

The SMART Model

Module 2/3/4

- Objectives description
- How to use Objectives
- Examples of Objectives
- Write Objective using Objective Model for lesson plan

Here is the outline for Module 2-4 each will be sectioned off but for the prototype I have place a sample on one slide



Sample of components of ABCD objective

The ABCD method of writing objectives is an excellent way to structure instructional objectives. In this method, "A" is for audience, "B" is for behavior, "C" for conditions and "D" is for degree of mastery needed

Example: -"Given a sentence written in the past or present tense, the student will be able to re-write the sentence in future tense with no errors in tense or tense contradiction (i.e., I will see her yesterday)."

Changes made to slide

Models 2-4 we'll have the same layout they will open with an informative slide that will have hyperlinks at the bottom if learners would like to learn more about that particular objective model.

Revision I want to sections to start with the components of objective for example ABCD Model you have components of ABCD model objective and example of how it would look the next section will break down each section the Audience with example, behavior with example... and based off of feedback I will add interactive quizzes for each component before learners get to the final writing assessments.

Sample of ABCD Model usage slide

<https://youtu.be/6b9ahqnC8Xc>



The next section or screen will have an a video showing how you actually use the model this will help to get the user use to interacting with the objective type and see how the framework is for the particular objective.

Sample Interactive Quizzing

The diagram illustrates the ABCD model objective structure. It consists of four rows, each with a colored box containing a letter (A, B, C, D) and an arrow pointing to a text input field. Row A is pink, B is red, C is green, and D is blue. The input fields are gray with rounded corners. The first row (A) has a small text box to its left containing 'A' and 'te'. The second row (B) has a small text box to its left containing 'B' and 'm th'. The third row (C) has a small text box to its left containing 'C' and 'b'. The fourth row (D) has a small text box to its left containing 'D' and 'ds,'.

Identify who will achieve the objective

Use action verb to describe observable behavior that
demo mastery of objective

States if any behavior is to be performed

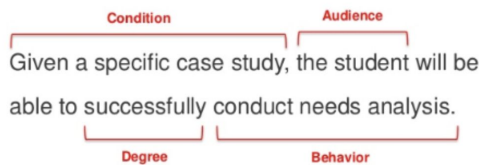
Specify the criterion, where possible for acceptable
performance

Added slide based off peer feedback

The next sections after the video I am going to add more interactive quizzing before writing assessments above is a sample drag and drop for the ABCD model objective

Sample of ABCD Model use case/examples slide

Example of ABCD Method



Today's Objective

Using their own lesson plans, instructors will write 2-5 objectives that include all four parts of the ABCD method of writing objectives.

After interactive quizzing will have learners assess learning of objective through written examples of objectives

Possible example of an activity to have user write learning objective from user scenarios such as:

-Recruiters need to have at least five new applicants interviewed and submitted to HR by close of day friday.

Then depending on the objective model they will have write out a learning objective such as:

Using the four elements of ABCD learning objectives should resemble something such as this

Using recruitment software and skills, recruiters will be able to demonstrate that they can interview enough candidates to submit 5 new applicants to HR within the communicate timeframe

Based off feedback I want to have the assessment of writing out an objective be a few examples each with different use case starting with an example that gives the learners a full example such as:

finding what's missing from objective given and after they have filled in and submit answer they will see where the objective need work and depending on what they may have missed it will be a link to reviewing that particular component.

I will have all assessments connected so that once they submit the objective the correct answers will be shown with helpful links so that learners who aren't grasping subject can learn about the section they weren't able to get correct. They will be able to read or listen to video before moving forward. I am

still not sure about how I will lay out the assessment fully because it would be most helpful if they submit objectives for review and feedback but I am trying to think of a way that would be possible.

After writing a few objectives they will move onto the next Module until they completed the all three Objective Models

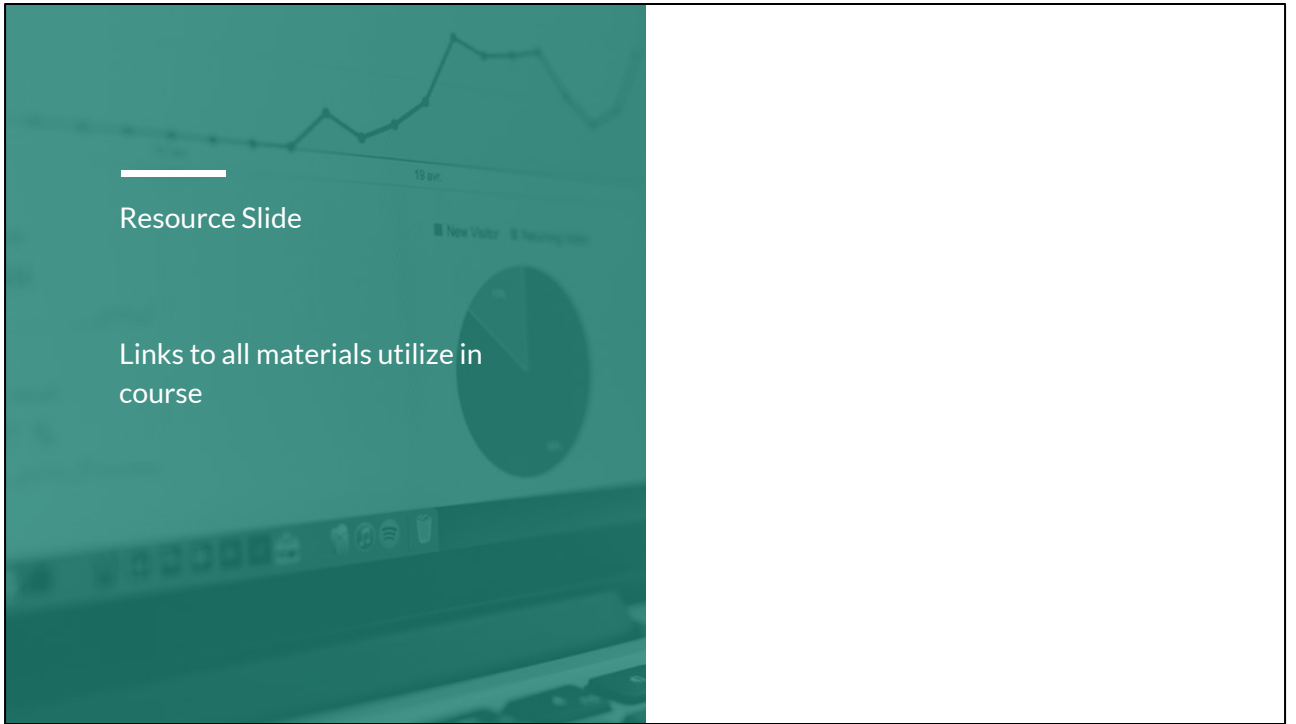


Additional Activities

Practice Objective Building

- <https://teachonline.asu.edu/objectives-builder/>
- <https://www.hlg.edu/wp-content/uploads/2019/06/ABCD-of-Learning-Objectives-Summer-2019.pdf>

Once they have completed all of the objective models the last portion will be additional activities links for them to test their knowledge on additional sites. The linked sites will all have interactive activities for practicing learning objective building so that they can continue to build on the knowledge they just gained.



Added Slide

Additional section suggested I add a resource slide with links to the materials videos, articles and writings I use throughout the course. I will be adding a section to the end of my course to have a central locate for learners to come to to access learning materials.