

Objectives to get you on road

Ways to build learning objectives for
your learning outcomes

My prototype is for beginning instructional designers to decide what would be a good model to use as they build their objectives. The goal is to help beginners interact with different models of building objectives so that they ultimately are able to see how they can build each model of objective and make a decision on which model best suits they're teaching style. Throughout the course they will have interacted with three different objective models that are extremely popular. Each model will feature a bit of history and information on that particular style of objective links to helpful videos or articles. A interactive activity to help replicate building an objective using that objective style and concluding with the learner practice and experienced 3 major objective model to help them as they begin their journey as new instructional designer.

Table of Contents

Introduction to Writing Learning Objectives

Model for Objectives

ABCD Learning Objectives Model

The SMART Model

The table contents will consist of a brief summary of each module and what each module will include



Introduction to Writing Learning Objectives


Module 1

- Why we need learning objectives
- Benefits of learning objectives
- What makes for effective learning objectives

Module one will most likely include 2 to 3 slides or sections with each of the bullet points above to help lead learners into understanding objectives so that they can become prepared for their first model


Hoping to make each bullet point a hyperlink that will take learners to that section

Potential slide layout




How to Write Learning Objectives

143K views • 2 years ago

 Devlin Peck

Learning objectives are also referred to as learning

CC

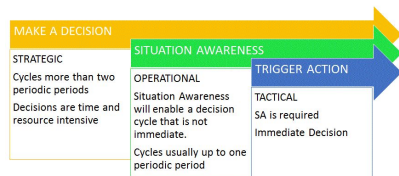
 Intro | Writing Objectives | Bloom's Ta

- KEY POINTS

Module 1 first slide/screen will have a short informative video about the key point and bulletin or small paragraphs next to image/video. This format will continue throughout Module one to the next screen or slide until the final summation slide

Module 1 Conclusion slide

Scenarios



Activity

The objective of our work is to obtain experimental data that can be used in conjunction with a comprehensive chemical kinetics modeling ability to generate a detailed understanding of the fundamental processes that lead to engine knock.

↓

Our goal is to obtain experimental data that can be used with a chemical kinetics model to understand the processes that lead to engine knock.

Potential ending for module one maybe having users complete a basic objective assignment which corresponds with the scenario so scenarios may be an interactive image that you click on you see the scenario and the type of objective and the activity is connected to that scenario



Model for Objectives

ABCD Learning Objectives Model

The SMART Model

Module 2/3/4

- Objectives brief history & description
- How to use Objectives
- Examples of Objectives
- Write Objective using Objective Model for lesson plan

Here is the outline for Module 2-4 each will be sectioned off but for the prototype I have place a sample on one slide



Sample of ABCD Model informative slide

The ABCD model of writing learning objectives breaks an objective down into four components (Kurt, 2020):

1. Audience
2. Condition
3. Behavior
4. Degree

<https://piper.healthsci.mcmaster.ca/wp-content/uploads/2022/06/The-ABCDs-of-Writing-Learning-Objectives.pdf>

Models 2-4 we'll have the same layout they will open with an informative slide that will have hyperlinks at the bottom if learners would like to learn more about that particular objective model.

Sample of ABCD Model usage slide

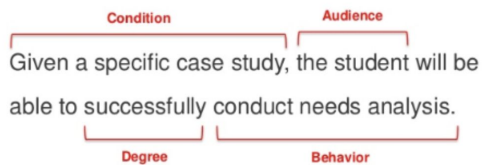
<https://youtu.be/6b9ahqnC8Xc>



The next section or screen will have an a video showing how you actually use the model this will help to get the user use to interacting with the objective type and see how the framework is for the particular objective.

Sample of ABCD Model use case/examples slide

Example of ABCD Method



Today's Objective

Using their own lesson plans, instructors will write 2-5 objectives that include all four parts of the ABCD method of writing objectives.

The next sections after the video leads user to an use cases for examples of objective

Possible example of an activity to have user write learning objective from user scenarios such as:

-Recruiters need to have at least five new applicants interviewed and submitted to HR by close of day friday.

Then depending on the objective model they will have write out a learning objective such as:

Using the four elements of ABCD learning objectives should resemble something such as this

Using recruitment software and skills, recruiters will be able to demonstrate that they can interview enough candidates to submit 5 new applicants to HR within the communicate timeframe

After writing a few objectives they will move onto the next Module until they completed the all three Objective Models



Additional Activities

Practice Objective Building

- <https://teachonline.asu.edu/objectives-builder/>
- <https://www.hlg.edu/wp-content/uploads/2019/06/ABCD-of-Learning-Objectives-Summer-2019.pdf>

Once they have completed all of the objective models the last portion will be additional activities links for them to test their knowledge on additional sites. The linked sites will all have interactive activities for practicing learning objective building so that they can continue to build on the knowledge they just gained.